

How to calculate your heating costs

It can be useful to find out how much your heating is costing. This can help you decide between heaters or to budget how much heating you can use.

Heating is important – you will need to heat your home for your whānau to be healthy. Yes, you can put on another coat but the air you breathe will still be cold, and cold air affects your lungs. The World Health Organisation suggests you heat your rooms to at least 18°C.





- 1 Look at the label on your heater to find how much power it uses. It will be in watts (W). You can turn this figure into kilowatts (kW) by dividing it by 1000.

An electric heater is usually no more than 2400W (or 2.4kW) heater. This means that if you turned the heater on full for one hour, it would use 2.4 kWh (kilowatt hour) of power.



- 2 Look on your power bill. It will show the price per unit of electricity. This will show

your price in cents – for example, 18.37 cents.

	VARIABLE USAGE CHARGE Standard - All Inclusive	kWh x 18.37 cents/kWh
	DAILY FIXED CHARGE	29 days x 216.87 cents/day
	ELECTRICITY AUTHORITY LEVY	917 kWh x 0.12 cents/kWh
	GST	
TOTALS		

- 3 Calculate how much it costs to run the heater for an hour by multiplying the unit price

of electricity by the power used by the heater.

Power used by heater for an hour (kW)	Unit price of electricity	Cost to run for an hour
2.4kW (2,400W)	18.37 cents	$2.4 \times 18.37 = 44.09$ (44 cents every hour)

An alternative

You can also measure the amount of power any appliance is using with a power meter. This is particularly useful when using a heater with a thermostat as the heater turns off (and uses no power) when your room reaches the required temperature. In Auckland and Hutt City, these are available to borrow free of charge from your Council library.

