


How to use your heat pump

Heat pumps are very efficient heaters (they don't cost as much to run) but you need to know how to use them. These tips will help you understand the different settings and how to programme your heat pump.

Programming your heat pump


1

Press MODE or MASTER CONTROL button until you have selected the Heat (Sun) setting.




2

Press the FAN button until you have selected the Auto Fan setting.




3

Set the temperature between 20°C and 22°C. Setting the temperature higher makes it work harder and it will cost you more in power bills. Running a heat pump at 26°C will use 50% more power than at 21°C.



4

Use the SWING button to adjust the direction of the air flow down into the room. For heating, direct the warm air down across the floor where it will rise up, warming the room.



5

Use the timer to turn on the heat pump before you get up or arrive home from work.



6

Have your outside unit serviced annually. Clean the filters at least monthly: either wash with warm soapy water and leave to dry, or vacuum.

